

# ET50/55 Enterprise Tablet

## THE ENTERPRISE TABLET BUILT FOR BUSINESS

The ET50/ET55 marries the best of consumer-styling with all the enterprise-class features you need to increase workforce productivity, with a real business class return on your investment. Your workers get the elegant personal tablet styling they want, while you get a rugged tablet designed to last for years, exceptional battery power, enterprise-class first-time every time rapid data capture — from 1D and 2D bar codes, photos and NFC tags, plus enterprise-class security for your data and centralized manageability. Whether your users are inside or outside the four walls, our comprehensive family of business accessories makes it easy to customize this tablet to meet the specific needs of just about any job.



### Your choice of Android™ or Windows

Choose the operating system (OS) that is right for your technology strategy — Android 5.1 (Lollipop) or Windows 8.1. And every Android ET50/ET55 ships with Mx, adding features that transform Android from a consumer to true enterprise-class OS, with enterprise-class security, device management, data capture capabilities and more.

### Rugged and ready for work, inside and outdoors

The ET50/55 is engineered from the inside out to handle all day everyday business use. So whether your workers drop it, spill a drink on it, use it in the rain or snow or in a very dusty area, they'll enjoy continuous reliable operation. Corning® Gorilla® Glass 3 with Native Damage Resistance™ allows our display to better survive the real world events that commonly cause glass failure. IP65 sealing provides a dust-tight design that can handle a hose-down at full force. And while this tablet is built to handle a drop from 3.2 ft./1 m, you can nearly double the drop specification with our rugged frame.

### First-time every time instant capture of virtually any type of data

You can count on the ET50/55 for true enterprise-class data capture. Optional advanced imaging engines can be added at any time to allow workers to capture any 1D or 2D bar code, farther and faster — regardless of whether it is displayed on the screen of a mobile phone or printed on paper and damaged, scratched or poorly printed. The integrated 8MP rear camera is designed for occasional capture of images, while the 2MP front camera is ideal for a video call.

### Industry leading dual mode touch panel with maximum input flexibility

Workers can choose their preferred data input mode: a finger, with or without a glove; an active stylus to capture signatures, annotate a photo or electronic document, create a sketch, take notes and more. And the ET50/55 takes the capacitive touch experience to the next level — every mode of input works, even if the display is wet.

### Wi-Fi and 4G LTE support

Inside the four walls, the ET50's 802.11a/b/g/n support ensures compatibility with your existing WLAN. With 4G LTE support, the ET55 gives workers anywhere in the world a robust wireless connection on the world's fastest cellular data networks.

### Choose the size that is right for the job

Choose the display size that provides the right amount of real estate for your business applications — an 8.3 in. or 10.1 in. display.

### The power to handle all your applications

The premium platform of the ET50/55 includes the highest performing Intel quad-core tablet-optimized processor available today, providing the power to run the most demanding applications — simultaneously.

### A more flexible battery architecture for 24x7x365 constant power

In addition to an integrated user-removable battery, you can add an optional hot swappable battery via our unique expansion back, which allows the addition of a variety of features. Both batteries offer the most power in this class for maximum battery cycle time. And since the optional battery can be changed on the fly and also powers the main battery, you get perpetual power — you never need to take the device out of service for charging or a battery change.

### Connected Standby for a true always-on smartphone experience

Now, just like a smartphone, Windows tablets receive email, text messages and more while asleep and power on and off instantly, no delay.

**THE ET50/55 — CONSUMER STYLING ON THE OUTSIDE. ALL BUSINESS ON THE INSIDE.**

For more information about the ET50/55 Enterprise Tablet, visit [www.zebra.com/et5x](http://www.zebra.com/et5x) or access our global contact directory at [www.zebra.com/contact](http://www.zebra.com/contact)

# An unmatched accessory family

## ...FOR A NEW LEVEL OF FLEXIBILITY

Consumer tablets are not built for business, and don't offer the wide range of accessories you need to provide your workers with the right features and your IT department with easy backroom management. The ET50/ET55 Enterprise Tablets address this gap by providing a comprehensive line of accessories that allow you to tailor data capture features, rugged specifications and power management for your workforce, while providing your IT team with all the accessories they need for easy backroom management and efficient use of backroom space.

### **Increase the drop specification with our rugged frames**

Just add our rugged frame to either the 8.3 in. or 10.1 in. ET50 or ET55 to nearly double the drop specification — ideal for delivery drivers, service technicians and other workers outside the four walls, as well as workers in outdoor areas in warehouses and do-it-yourself and garden stores. The standard drop specification is 3.2 ft./1 m to concrete. With the rugged frame, the drop specification increases to 6 ft./1.8 m.

### **Innovative expansion back for the ultimate in scanning, power management and peripheral flexibility**

The integrated 8 MP camera in the ET50/ET55 is great for occasional photo capture. But when workers need more intensive data capture, our unique expansion back delivers. Just swap the main battery cover for the expansion back to add enterprise-class data capture to your tablets. The expansion back simply screws into place and can be ordered with your choice of two of our most advanced scan engines, the SE4750 and the SE4710, plus a rotating handstrap, or the handstrap alone. Both options are available in both tablet sizes. Two convenient scanning triggers on either side of the scan engine enable easy one-handed scanning with either hand. Screw points on the rugged frame allow you to add the accessories you need to create the perfect tablet solution for your business. And the optional battery can be added to any expansion back.

### **Get perpetual power with an optional battery**

When you add an optional battery via the expansion back, you never need to take the tablet out of service to replenish power. This auxiliary battery provides additional power while also charging the ET50/ET55 internal battery. Unlike the internal battery, the optional battery is hot swappable — users can simply swap the optional battery on the fly if power is running low. With 6800 mAh, the optional battery offers more power than the 8.3 in. tablet's 5900 mAh battery, allowing you to virtually double the available power and cycle times. And the optional battery can be charged in the vehicle through the USB charging connector or in the backroom in the

connectable 4-slot optional battery chargers. The result? Your ET50/ET55 Enterprise Tablets can remain in the hands of your workforce every hour of every workday, maximizing the value of this investment.

### **More scanning options**

While you can connect any Bluetooth-enabled scanner to the ET50/55, Zebra provides two additional enterprise-class scanning options. The standalone Bluetooth CS4070 is a pocket-sized wireless scanner that offers unparalleled scanning performance on any bar code on any surface — printed or electronic. The unique and lightweight RS507 ring scanner provides hands-free scanning — ideal for retail workers or delivery drivers who need to take inventory.

### **Carrying solutions**

Our flexible operations case allows workers to easily switch between “wearable” options to bring comfort to any job.

### **Docking and charging options for backroom operations and your workers**

Our unique ShareCradles allow you to utilize the same cradle to charge the ET50/ET55 and other Zebra mobile devices — an accessory strategy designed to reduce your accessory costs. ShareCradles are available in multi-slot charge only and multi-slot Ethernet and can be connected and mounted to maximize backroom space. Users can charge their individual tablet with a standard USB charging cable or a rugged charge cable that breaks away when yanked, protecting tablet lifecycle. A vehicle mount cradle is ideal for service technicians, delivery drivers and salespeople who spend their days out on the road, while a forklift mount is ideal for warehouse workers. And a variety of single-slot docks include a charge only dock, as well as a dock that provides three USB 3.0 ports, Ethernet connectivity and an HDMI port for maximum peripheral connectivity. Docks are available in two styles — standard and rugged, which accommodates the tablet in its rugged frame. (Note: vehicle docks are only available in the rugged style.)



# ET50/55 Windows Specifications Chart

PHYSICAL CHARACTERISTICS	
<b>Dimensions</b>	8.3 in. tablet: 9 in. W x 5.9 in. H x 0.5 in. D/ 228 mm W x 150 mm H x 12.5 mm D 10.1 in. tablet: 10.6 in. W x 7.1 in. H x 0.5 in. D/ 269 mm W x 181 mm H x 12.5 mm D
<b>Weight</b>	8.3 in.: 1.2 lbs./555 g; 10.1: 1.55 lbs./750 g
<b>Display</b>	8.3 in./21 cm and 10.1 in./25.6 cm: 1920x1200; 8.3 in. - 440 NIT; 10.1 in. - 350 NIT; Corning® Gorilla® Glass 3 1.3 mm; active digitizer (only 10.1 in); outdoor viewable
<b>Touchpanel</b>	Capacitive 10 point multi-touch
<b>Backlight</b>	Ambient light sensor
<b>Keypad Options</b>	Virtual; Bluetooth®; USB
<b>Expansion</b>	Integrated connector to easily add accessories
<b>Connectivity</b>	Docking connector: USB 3.0, HDMI, charging; rugged connector for use with rugged dock Interfaces: full-size USB2.0 connector, audio jack 3.5mm, µUSB (for charging)
<b>Notification</b>	LED flash; bar code decode; camera LED indicator
<b>Audio</b>	Stereo speakers and dual microphones (one front and one rear-facing)
PERFORMANCE CHARACTERISTICS	
<b>CPU</b>	Intel quad core 2.4 GHz 64 bit
<b>Operating System</b>	Windows Industry Embedded 8.1 Pro with Connected Standby (Windows 10 ready)
<b>Memory</b>	4GB LPDDR3 RAM; 64 GB eMMC Flash; User accessible microSDXC card slot (standard supports up to 2 TB)
USER ENVIRONMENT	
<b>Operating Temp.</b>	32° F to 122° F/0° C to 50° C
<b>Storage Temp.</b>	-4° F to 140° F/-20° C to 60° C
<b>Drop Specification</b>	Standard: 3.28 ft./1m drop to concrete without rugged frame With optional rugged frame: 5.9 ft./1.8 m to concrete per MIL-STD-810G
<b>Sealing</b>	IP65
<b>Vibration</b>	Operational: random vibration 10-1000 Hz 1.9g RMS, 1 hour duration per axis. Non-operational: random vibration 10-1000Hz, 4.1 g RMS
<b>Humidity</b>	10% to 90% RH (non-condensing)
POWER	
<b>Battery User Profile</b>	Ample power for a full shift; continuous operation is enabled with the secondary optional battery
<b>Battery</b>	8.3 in.: 5900 mAh rechargeable Li-Ion; user replaceable 10.1 in: 8700 mAh rechargeable Li-Ion; user replaceable Optional hot swappable 6800 mAh secondary battery available for 8.3 in. or 10.1 in. ET50/ET55

DATA CAPTURE	
<b>Scanning</b>	Available through the expansion back accessory: SE4710 or SE4750 integrated advanced imagers with hardware decoding
<b>Rear Camera</b>	Image capture: 8MP auto-focus camera with user controllable LED flash, illumination and aiming; captures 1D and 2D bar codes, photographs, video, signatures and documents
<b>Front Camera</b>	2 MP 1080p full HD optimized for video collaboration and low lighting conditions
<b>Video</b>	1080p (Full HD, 1920 x 1080), Frame rate = 30fps
WIRELESS COMMUNICATIONS	
<b>WLAN</b>	802.11a/b/g/n/k/r; dual band 2x2 MIMO for transmit and receive
<b>WWAN</b>	Global LTE with HSPA+ North America: AT&T LTE with AT&T (HSPA+) 3G fallback; Verizon LTE with EVDO fallback
<b>WPAN</b>	Class 2, Bluetooth v4.0 (Bluetooth® Smart)
<b>GPS</b>	GNSS supports both GPS and Glonass with LTO technology for Assisted-GPS without sacrificing autonomous operation
<b>NFC</b>	P2P: ISO 18092; Reader/Writer: ISO 14443 –A-B, MIFARE, FeliCa®, ISO 15693, NFC Forum Tag Types 1 to 4; Card emulation: ISO 14443 –A-B-B', MIFARE, FeliCa RF; distance up to 3 cm
SENSORS	
<b>Gyroscope</b>	Maintains orientation based on principles of conservation of angular momentum
<b>Motion Sensor</b>	3-axis accelerometer that enables motion- sensing applications for dynamic screen orientation and power management
<b>Ambient Light Sensor</b>	Automatically adjusts display brightness, keypad and display backlight
<b>Electronic Compass</b>	Independent — does not depend on GPS
PERIPHERALS AND ACCESSORIES	
Accessories include: ShareCradles (2-slot and 4-slot); docking stations; vehicle mount cradle; single slot charge cradle; 4-slot optional battery charger; rugged frames; expansion back to easily add accessories (scanner/ hand strap and optional battery bay or hand strap and optional battery bay); holster; replacement batteries, passive and active stylus, screen protectors; charging cables and more	
REGULATORY	
For Regulatory information, please visit <a href="http://www.zebra.com/et5X">www.zebra.com/et5X</a>	
WARRANTY	
Subject to the terms of Zebra's hardware warranty statement, the ET50 and ET55 are warranted against defects in workmanship and materials for a period of 1 (one) year from the date of shipment. For complete warranty statement, go to: <a href="http://www.zebra.com/warranty">http://www.zebra.com/warranty</a>	
RECOMMENDED SERVICES	
Zebra OneCare Essential; Zebra OneCare Select	

## THE ET5X IS AT HOME IN...

### Field service

- Mobile service dispatch
- Work order management
- Asset tracking
- Maintenance/inspection
- Meter reading

### Field sales

- Route accounting/DSD
- Customer relations
- Pre-sales/order management
- Merchandising/survey
- Mobile payment

### Transportation & Logistics

- PoD/DSD sign off
- Yard and warehouse management
- Routing/scheduling
- Cargo/container tracking
- Fleet maintenance
- Asset management

### Retail

- Inventory management
- Assisted selling
- Price verification
- MPOS
- Line busting

### Warehouse and Distribution

- Warehouse and yard management
- Returns processing
- EDI transactions


### Manufacturing







- Inventory management
- Supply-line replenishment
- Safety testing
- Maintenance/repair
- Shop floor communications
- Compliance verification
- Receiving/put away/shipping

### Government

- Maintenance Repair Operations (MRO) (safety and weapons inspections, vehicle maintenance)
- Asset tracking and visibility (IT assets, military supply chain, inventory control)
- Inspections and audits

# ET50/55 Android Specifications Chart

PHYSICAL CHARACTERISTICS	
<b>Dimensions</b>	8.3 in. tablet: 9 in. W x 5.9 in. H x 0.5 in. D/ 228 mm W x 150 mm H x 12.5 mm D 10.1 in. tablet: 10.6 in. W x 7.1 in. H x 0.5 in. D/ 269 mm W x 181 mm H x 12.5 mm D
<b>Weight</b>	8.3 in.: 1.2 lbs./555 g; 10.1: 1.55 lbs./750 g
<b>Display</b>	8.3 in./21 cm and 10.1 in./25.6 cm: 1920x1200; 8.3 in. - 440 NIT; 10.1 in. - 350 NIT; Corning® Gorilla® Glass 3 1.3 mm; bonded touchpanel for strength and reduced reflections; active digitizer; outdoor viewable
<b>Touchpanel</b>	Capacitive 10 point multi-touch
<b>Backlight</b>	Ambient light sensor
<b>Keypad Options</b>	Virtual; Bluetooth®; USB
<b>Expansion</b>	Integrated connector to easily add accessories
<b>Connectivity</b>	Docking connector: USB 3.0, HDMI, charging; rugged connector for use with rugged dock Interfaces: full-size USB2.0 connector, audio jack 3.5mm, µUSB (for charging/debugging)
<b>Notification</b>	LED flash; bar code decode; camera LED indicator
<b>Audio</b>	Stereo speakers and dual microphones (one front and one rear-facing)
PERFORMANCE CHARACTERISTICS	
<b>CPU</b>	Intel quad core 1.9 GHz 64 bit
<b>Operating System</b>	 Android 5.1 (Lollipop Mobility Extensions (Mx), a layer of features that turns Android into a true enterprise-class OS
<b>Memory</b>	2GB LPDDR3 RAM; 32 GB eMMC Flash; User accessible microSDXC card slot (standard supports up to 2 TB)
USER ENVIRONMENT	
<b>Operating Temp.</b>	32° F to 122° F/0° C to 50° C
<b>Storage Temp.</b>	-4° F to 140° F/-20° C to 60° C
<b>Drop Specification</b>	Standard: 3.28 ft./1 m drop to concrete without rugged frame With optional rugged frame: 5.9 ft./1.8 m to concrete per MIL-STD-810G
<b>Sealing</b>	IP65
<b>Vibration</b>	Operational: random vibration 10-1000 Hz 1.9g RMS, 1 hour duration per axis. Non-operational: random vibration 10-1000Hz, 4.1g RMS
<b>Humidity</b>	10% to 90% RH (non-condensing)
<b>Development Tools</b>	See extensive support in the Mobility DNA solutions below; Zebra RhoElements for cross platform application development
POWER	
<b>Battery User Profile</b>	Ample power for a full shift; continuous operation is enabled with the secondary optional battery
<b>Battery</b>	8.3 in.: 5900 mAh rechargeable Li-Ion; user replaceable 10.1 in.: 8700 mAh rechargeable Li-Ion; user replaceable Optional hot swappable 6800 mAh secondary battery available for 8.3 in. or 10.1 in. ET50/ET55

DATA CAPTURE	
<b>Scanning</b>	Available through the expansion back accessory: SE4710 or SE4750 integrated advanced imagers with hardware decoding
<b>Rear Camera</b>	Image capture: 8MP auto-focus camera with user controllable LED flash, illumination and aiming; captures 1D and 2D bar codes, photographs, video, signatures and documents
<b>Front Camera</b>	2 MP 1080p full HD optimized for video collaboration and low lighting conditions
<b>Video</b>	1080p (Full HD, 1920 x 1080), Frame rate — 30fps
WIRELESS COMMUNICATIONS	
<b>WLAN</b>	802.11a/b/g/n/k/r; dual band 2x2 MIMO for transmit and receive
<b>WWAN</b>	Global LTE with HSPA+ North America: AT&T LTE with AT&T (HSPA+) 3G fallback; Verizon LTE with EVDO fallback
<b>WPAN</b>	Class 2, Bluetooth v4.0 (Bluetooth® Smart)
<b>GPS</b>	GNSS supports both GPS and Glonass with LTO technology for Assisted-GPS without sacrificing autonomous operation
<b>NFC</b>	P2P: ISO 18092; Reader/Writer: ISO 14443 –A-B, MIFARE, FeliCa®, ISO 15693, NFC Forum Tag Types 1 to 4; Card emulation: ISO 14443 –A-B-B*, MIFARE, FeliCa RF; distance up to 3 cm
SENSORS	
<b>Gyroscope</b>	Maintains orientation based on principles of conservation of angular momentum
<b>Motion Sensor</b>	3-axis accelerometer that enables motion- sensing applications for dynamic screen orientation and power management
<b>Ambient Light Sensor</b>	Automatically adjusts display brightness, keypad and display backlight
<b>Electronic Compass</b>	Independent — does not depend on GPS
ADDITIONAL MOBILITY DNA SOLUTIONS	
	<b>StageNow:</b> Easily stage a handful or hundreds of Android devices by scanning a bar code or tapping an NFC tag.
	<b>Enterprise Browser:</b> Next-generation industrial browser to migrate legacy web-based apps or easily create new apps with today's highly-graphical and intuitive user interfaces.
	<b>EMDK:</b> Created to complement Google's Software Development Kit for Android, Zebra's EMDK provides a comprehensive toolkit to make it easy to integrate all the functions in our enterprise-class Android devices, from bar code scanning to payment processing.
	<b>AppGallery:</b> Zebra's Android enterprise app store makes it easy to find, deploy and manage ready-to-use business apps on any Zebra Android device.
	Unique <b>ShareCradle</b> accommodates the ET50/ET55 and future Zebra Technologies enterprise mobile devices, simplifying and reducing the cost of backroom management.
	<b>Swipe Assist</b> provides an on-screen button that brings the simplicity and flexibility of touch computing to data capture, allowing users to simply tap the screen to scan a bar code, take a picture or capture information in a document.

Continued on next page

## ET50/55 Android Specifications Chart (continued)



With **All-touch Terminal Emulation (TE)**, powered by Wavelink, you can easily convert existing “green screen” TE apps into HTML5 intuitive all-touch apps that run on Zebra’s Android mobile computers, allowing you to drive time, errors and cost out of your everyday processes — without writing any code.

### PERIPHERALS AND ACCESSORIES

Accessories include: ShareCradles (2-slot and 4-slot); docking stations; vehicle mount cradle; single slot charge cradle; 4-slot optional battery charger; rugged frames; expansion back to easily add accessories (scanner/hand strap and optional battery bay or hand strap and optional battery bay); holster; replacement batteries, passive and active stylus, screen protectors; charging cables and more

### REGULATORY

For Regulatory information, please visit [www.zebra.com/et5X](http://www.zebra.com/et5X)

### WARRANTY

Subject to the terms of Zebra’s hardware warranty statement, the ET50 and ET55 are warranted against defects in workmanship and materials for a period of 1 (one) year from the date of shipment. For complete warranty statement, go to: <http://www.zebra.com/warranty>

### RECOMMENDED SERVICES

Zebra OneCare Essential; Zebra OneCare Select



### About Mobility DNA

Every strand of your mobility platform is simpler with Zebra’s Mobility DNA. That’s because, from the start, you have the industry’s most comprehensive suite of mobility must-haves to accelerate your solution. More off-the shelf end-user apps, more robust administration utilities and easier app development. Purpose built for enterprise, Mobility DNA makes ease, confidence and value intrinsic to your investment and our full line of Android mobile computers.



TCG, LLC  
17400 Falls Rd  
Upperco, MD 21155  
P: 410-239-6808  
F: 410-374-1245  
E: [Sales@tcg-llc.net](mailto:Sales@tcg-llc.net)